



City of San Leandro

Meeting Date: December 5, 2016

Staff Report

File Number: 16-651

Agenda Section: CONSENT CALENDAR

Agenda Number: 8.F.

TO: City Council

FROM: Chris Zapata
City Manager

BY: Jeff Kay
Assistant City Manager

FINANCE REVIEW: David Baum
Finance Director

TITLE: Staff Report for Resolution Declaring Results of the General Municipal Election
Held on Tuesday, November 8, 2016

SUMMARY AND RECOMMENDATION

The City of San Leandro held its General Municipal Election on Tuesday, November 8, 2016. The City's election was consolidated with the Statewide General Election, and was conducted by the Alameda County Registrar of Voters (ROV).

Staff recommends that the City Council adopt a resolution declaring the results of the City of San Leandro's General Municipal Election for City Council Districts 2, 4 and 6, and Measures OO, PP and NN.

BACKGROUND

On July 5, 2016, the City Council adopted Resolution No. 2016-090, which provided for the holding of the November 8, 2016 General Municipal Election. The election resolution included a request that the Alameda County Board of Supervisors permit the consolidation of the City's General Municipal Election with the Statewide General Election, and that the ROV provide necessary services related to the conduct of the election.

San Leandro's City Charter requires election of candidates by a 50% plus one majority. Since 2010, San Leandro has used the Ranked Choice Voting (RCV) system. However for the November 8, 2016 election, candidates for Districts 4 and 6 ran unopposed and there were only two candidates for District 2, which eliminated the need for RCV .

As required by the California Elections Code, an official canvass was performed by the ROV, and a Statement of Election Results was submitted to the City. A resolution accepting the Statement of Election Results and declaring the results of the election is ready for the City Council's

adoption.

Current Agency Policies

Section 225(b) of the Charter of the City of San Leandro requires a successful candidate for elective office to receive at least 50% plus one of the votes cast for that office. In the event that no candidate receives 50% plus one of the votes cast for that office, the Charter requires the City Council to provide for a runoff vote to determine the person elected. The Charter provides that the runoff system may include an instant runoff voting system (i.e., RCV).

Previous Actions

- On April 19, 2010, the City Council passed to print and adopted Ordinance No. 2010-005, providing for the conduct of the General Municipal Election using RCV. The ordinance remains in effect for this election.
- On July 5, 2016, the City Council adopted Resolution No. 2016-090, calling the November 8, 2016 General Municipal Election, requesting the Alameda County Board of Supervisors permit the consolidation of the City's General Municipal Election with the Statewide General Election, and requesting that the ROV conduct the election on the City's behalf.
- On July 20, 2016, the City Council adopted Resolution No. 2016-103, placing Measure NN on the ballot, relating to the approval of a tax on cannabis businesses.
- On July 20, 2016, the City Council adopted Resolution No. 2016-104, placing Measure OO on the ballot, to amend the city's business license tax.
- Also on July 20, 2016, the City Council adopted Resolution No. 2016-105 placing measure PP on the ballot to seek voter approval to increase the city's existing Transient Occupancy Tax

Summary of Public Outreach Efforts

- A Candidate Information page was added to the City website, listing the candidates' contact information, ballot designations and ballot statements, and pre-election campaign financial statements. The page was updated as new information was received.
- On September 12, 2016, City staff conducted a Candidate Orientation for all City Council candidates, and members of the public were invited. The Orientation provided information on City services and projects.
- On October 7, 2016, a Notice of Nominees for Public Office and Measures to be Voted On was published in the Daily Review newspaper, pursuant to Elections Code Section 12110.
- A webpage for The Notice of Nominees for Public Office and Measures to be Voted On was added to the City's website. A link to translate the website was prominently placed in the upper corner of the page to allow easy translation of the Notice into the four required languages: Spanish, Chinese, Tagalog and Vietnamese.
- An Election Campaign Sign webpage was created, to provide candidates and members of the public with information on the rules governing temporary political campaign signs.

Fiscal Impacts

The cost of the November 8, 2016 election of three City Councilmembers and three ballot measures is estimated to be \$170,500.

Budget Authority

\$190,000 in the FY 2016-17 General Fund Account 010-11-031-5890 was budgeted for the 2016 election.

ATTACHMENT

Attachment to Related Resolution

Certificate of Election Results and Official Canvass by the Alameda County Registrar of Voters for the following races:

- Member, City Council, District 2
- Member, City Council, District 4
- Member, City Council, District 6
- Measure OO
- Measure PP
- Measure NN

PREPARED BY: Tamika Greenwood, City Clerk, City Manager's Office



City of San Leandro

Meeting Date: December 5, 2016

Resolution - Council

File Number: 16-653

Agenda Section: CONSENT CALENDAR

Agenda Number:

TO: City Council

FROM: Chris Zapata
City Manager

BY: Jeff Kay
Assistant City Manager

FINANCE REVIEW: David Baum
Finance Director

TITLE: RESOLUTION Declaring the Results of the General Municipal Election Held on Tuesday, November 8, 2016 (accepts the statement of election results for City Council Districts 2, 4 and 6, and Measures NN, OO and PP)

Recitals

WHEREAS, a General Municipal Election was held and conducted in the City of San Leandro on Tuesday, the 8th of November, 2016, in consolidation with the Statewide General Election, as required by the California Elections Code, the Charter of the City of San Leandro, and the City of San Leandro Municipal Code; and

WHEREAS, notice of said election was duly and regularly given as required by law, voting precincts were properly established and election officers were duly and regularly appointed and election supplies furnished, and in all respects said election was held and conducted, the votes cast were received and canvassed, and the return thereof made, determined and declared in the time, form and manner required by law regulating and controlling such elections; and

WHEREAS, the qualified electors cast ballots at said election for the following Officials:

City Councilmember, District 2

City Councilmember, District 4

City Councilmember, District 6

WHEREAS, the qualified electors cast ballots at said election upon the following three proposed Measures:

Measure NN - To maintain and enhance the City of San Leandro, with funding that cannot be taken by Sacramento, including: social services, public art, programs that celebrate diversity, multilingual programming and other general city services, shall the City of San

Leandro levy an ongoing tax of up to 10% of gross receipts of cannabis (marijuana) businesses in the city, providing \$500,000 annually, requiring independent citizen oversight, financial audits, and that all funds stay in the City of San Leandro?

Measure OO - To maintain and enhance the City of San Leandro, with funding that cannot be taken by Sacramento, including: enhancing City infrastructure and general City services, shall the City of San Leandro modify the ongoing business license tax to reduce taxes for small businesses, charge 10 percent of gross receipts for parking lots, and charge \$100 per 1,000 square feet of warehouse and distribution space, providing \$800,000 annually, requiring independent taxpayer oversight, and all funds stay in San Leandro?

Measure PP - To maintain and enhance the City of San Leandro, with funding that cannot be taken by Sacramento, including: enhancing library programming for children, more space for books, reference materials and public access computers, enhancing parks and infrastructure, and other general City services, shall the City of San Leandro increase the ongoing transient occupancy tax charged to hotel guests from 10% to 14%, providing \$200,000 annually, requiring independent citizen oversight, financial audits, and all funds staying in the City of San Leandro.

WHEREAS, a canvass of the returns of said election was made by the Registrar of Voters of Alameda County, a copy of which is attached; and

WHEREAS, the City Council of the City of San Leandro met in the regular meeting place of the Council on the 5th day of December, 2016, to declare the results of said election in compliance with Section 10263 of the California Elections Code; and

WHEREAS, the City Council finds as a result of said canvass that the number of votes cast, the names of the persons voted for, and other matters required by law are as hereinafter stated.

NOW, THEREFORE, the City Council of the City of San Leandro does RESOLVE and declare as follows:

A General Municipal Election was held and conducted in this City on Tuesday, November 8, 2016, at the time and in the form and manner required by law.

There were ____ consolidated precincts established for the purpose of holding said election.

The total number of ballots cast at said election, for the candidates for City Council Districts 2, 4 and 6; and upon Measures NN, OO and PP was _____.

BE IT FURTHER RESOLVED, that at said election, the following persons were elected to the following offices respectively:

Ed Hernandez, Councilmember, District 2, for a full term of four years from and after January 1, 2017, and until his successor is elected and qualified.

Benny Lee, Councilmember, District 4, for a full term of four years from and after January 1, 2017, and until his successor is elected and qualified.

Pete Ballew, Councilmember, District 6, for a full term of four years from and after January 1, 2017, and until his successor is elected and qualified.

BE IT FURTHER RESOLVED that Measure NN received a majority of the affirmative votes cast at said election for said Measure, and is hereby declared to have passed. The approval of Measure NN results in the adoption of an Ordinance of the People of the City of San Leandro, enacting a cannabis tax; and

BE IT FURTHER RESOLVED that Measure OO received a majority of the affirmative votes cast at said election for said Measure, and is hereby declared to have passed. The approval of Measure OO changes how the Business License tax is calculated and/or charged upon certain business activities within the City, resulting in reduction in the business license tax for some business activities and increase in the business license tax for other business activities; and

BE IT FURTHER RESOLVED that Measure PP received a majority of the affirmative votes cast at said election for said Measure, and is hereby declared to have passed. The approval of Measure PP results in an increase in the city's Transient Occupancy Tax.



REGISTRAR OF VOTERS

ALAMEDA COUNTY • CALIFORNIA

TIM DUPUIS
REGISTRAR OF VOTERS

CYNTHIA CORNEJO
DEPUTY REGISTRAR OF VOTERS

November 23, 2016

Tamika Greenwood, City Clerk
City of San Leandro
835 East 14th Street
San Leandro, CA 94577

Dear Ms. Greenwood:

Enclosed is the Certificate of Election Results and a copy of the Official Canvass for the City of San Leandro at the General Election held on Tuesday, November 8, 2016.

If you have any questions, please contact me at (510) 272-6933.

Sincerely,


Tim Dupuis
Registrar of Voters
Alameda County

Enclosures

STATE OF CALIFORNIA }
COUNTY OF ALAMEDA } ss.

I, **TIM DUPUIS**, Registrar of Voters for the County of Alameda, State of California, having canvassed the returns of all votes cast in the **City of San Leandro, Council District 2**, at the General Election held on Tuesday, **November 8, 2016**, do hereby certify the following to be a full, true and correct Statement of the Results of all the votes cast, to which this certificate is attached, at said election for each candidate in the **City of San Leandro, Council District 2**, for the office of **City Council Member, District 2**.

I hereby set my hand and my official seal this **23rd** day of **November 2016**.




TIM DUPUIS
Registrar of Voters
Alameda County
State of California

STATE OF CALIFORNIA }
COUNTY OF ALAMEDA } ss.

I, **TIM DUPUIS**, Registrar of Voters for the County of Alameda, State of California, having canvassed the returns of all votes cast in the **City of San Leandro, Council District 4**, at the General Election held on Tuesday, **November 8, 2016**, do hereby certify the following to be a full, true and correct Statement of the Results of all the votes cast, to which this certificate is attached, at said election for each candidate in the **City of San Leandro, Council District 4**, for the office of **City Council Member, District 4**.

I hereby set my hand and my official seal this **23rd** day of **November 2016**.




TIM DUPUIS
Registrar of Voters
Alameda County
State of California

STATE OF CALIFORNIA }
COUNTY OF ALAMEDA } ss.

I, **TIM DUPUIS**, Registrar of Voters for the County of Alameda, State of California, having canvassed the returns of all votes cast in the **City of San Leandro, Council District 6**, at the General Election held on Tuesday, **November 8, 2016**, do hereby certify the following to be a full, true and correct Statement of the Results of all the votes cast, to which this certificate is attached, at said election for each candidate in the **City of San Leandro, Council District 6**, for the office of **City Council Member, District 6**.

I hereby set my hand and my official seal this **23rd** day of **November 2016**.




TIM DUPUIS
Registrar of Voters
Alameda County
State of California

STATE OF CALIFORNIA }
COUNTY OF ALAMEDA } ss.

I, **TIM DUPUIS**, Registrar of Voters for the County of Alameda, State of California, having canvassed the returns of all votes cast in the **City of San Leandro** at the General Election held on Tuesday, **November 8, 2016**, do hereby certify the following to be a full, true and correct Statement of the Results of all the votes cast, to which this certificate is attached, at said election for and against **Measure NN**.

I hereby set my hand and my official seal this **23rd** day of **November 2016**.




TIM DUPUIS
Registrar of Voters
Alameda County
State of California

STATE OF CALIFORNIA }
COUNTY OF ALAMEDA } ss.

I, **TIM DUPUIS**, Registrar of Voters for the County of Alameda, State of California, having canvassed the returns of all votes cast in the **City of San Leandro** at the General Election held on Tuesday, **November 8, 2016**, do hereby certify the following to be a full, true and correct Statement of the Results of all the votes cast, to which this certificate is attached, at said election for and against **Measure OO**.

I hereby set my hand and my official seal this **23rd** day of **November 2016**.




TIM DUPUIS
Registrar of Voters
Alameda County
State of California

STATE OF CALIFORNIA }
COUNTY OF ALAMEDA } ss.

I, **TIM DUPUIS**, Registrar of Voters for the County of Alameda, State of California, having canvassed the returns of all votes cast in the **City of San Leandro** at the General Election held on Tuesday, **November 8, 2016**, do hereby certify the following to be a full, true and correct Statement of the Results of all the votes cast, to which this certificate is attached, at said election for and against **Measure PP**.

I hereby set my hand and my official seal this **23rd** day of **November 2016**.



TIM DUPUIS
Registrar of Voters
Alameda County
State of California

**ALAMEDA COUNTY Statement of Vote
GENERAL ELECTION**

CITY OF SAN LEANDRO																
	Registration	Ballots Cast	Turnout (%)		MEMBER, CITY COUNCIL, DIST. 2 - ED HERNANDEZ	BRYAN AZEVEDO	Under Vote	Over Vote		MEMBER, CITY COUNCIL, DIST. 4 - BENNY LEE	Under Vote	Over Vote		MEMBER, CITY COUNCIL, DIST. 6 - PETE BALLEW	Under Vote	Over Vote
450300 - Vote by Mail Reporting	1028	519	50.49		236	165	84	3		346	136	0		317	172	0
450300 - Election Day Reporting	1028	210	20.43		94	67	48	0		125	82	0		127	83	0
450400 - Vote by Mail Reporting	1718	809	47.09		350	273	126	3		551	186	0		519	228	2
450400 - Election Day Reporting	1718	378	22.00		160	124	83	1		228	133	0		218	145	0
450610 - Vote by Mail Reporting	944	479	50.74		194	178	82	1		346	108	1		309	145	0
450610 - Election Day Reporting	944	214	22.67		76	75	54	0		125	78	0		104	99	0
450800 - Vote by Mail Reporting	1064	530	49.81		232	179	85	1		404	91	0		364	134	1
450800 - Election Day Reporting	1064	229	21.52		76	70	74	1		142	70	0		110	111	0
451000 - Vote by Mail Reporting	1451	682	47.00		278	243	99	3		437	179	0		431	188	0
451000 - Election Day Reporting	1451	362	24.95		178	99	74	4		224	126	1		213	139	1
451510 - Vote by Mail Reporting	1352	579	42.83		237	195	100	4		378	148	2		368	160	2
451510 - Election Day Reporting	1352	302	22.34		131	91	70	0		183	108	0		181	112	0
451600 - Vote by Mail Reporting	1261	589	46.71		265	193	87	2		402	140	0		376	167	0
451600 - Election Day Reporting	1261	306	24.27		107	118	68	0		154	131	0		150	139	0
451700 - Vote by Mail Reporting	1031	456	44.23		195	181	56	0		330	97	0		315	119	0
451700 - Election Day Reporting	1031	287	27.84		107	118	51	0		187	86	0		160	114	0
452100 - Vote by Mail Reporting	1200	501	41.75		199	185	76	0		330	123	0		316	140	0
452100 - Election Day Reporting	1200	324	27.00		130	113	74	0		191	121	0		180	135	0
452200 - Vote by Mail Reporting	1714	912	53.21		403	331	118	1		633	207	1		617	234	0
452200 - Election Day Reporting	1714	345	20.13		151	116	63	0		222	103	0		210	117	1
452400 - Vote by Mail Reporting	1143	472	41.29		194	198	42	4		313	121	0		314	120	1
452400 - Election Day Reporting	1143	312	27.30		130	119	55	2		194	107	0		183	117	0
452500 - Vote by Mail Reporting	889	369	41.51		163	143	42	1		253	93	0		256	91	0
452500 - Election Day Reporting	889	241	27.11		82	93	29	0		146	54	0		134	67	0
453100 - Vote by Mail Reporting	1091	492	45.10		225	183	53	0		327	128	1		317	139	0
453100 - Election Day Reporting	1091	318	29.15		138	104	46	0		197	91	0		179	112	0
453300 - Vote by Mail Reporting	739	349	47.23		132	155	47	2		271	63	1		244	87	0
453300 - Election Day Reporting	739	172	23.27		58	74	33	1		104	62	0		103	62	1
453400 - Vote by Mail Reporting	1068	488	45.69		229	151	67	7		325	114	2		296	143	2
453400 - Election Day Reporting	1068	249	23.31		113	68	49	0		167	58	0		139	90	0
453500 - Vote by Mail Reporting	1417	601	42.41		243	242	72	1		418	131	1		402	155	1
453500 - Election Day Reporting	1417	321	22.65		136	108	68	0		191	116	0		185	122	0
453900 - Vote by Mail Reporting	1327	637	48.00		296	218	88	2		438	160	0		420	186	0
453900 - Election Day Reporting	1327	296	22.31		152	84	53	2		182	102	2		181	104	2
453920 - Vote by Mail Reporting	987	395	40.02		161	143	64	0		265	93	0		257	105	1
453920 - Election Day Reporting	987	243	24.62		100	59	63	1		139	79	0		118	99	1
454100 - Vote by Mail Reporting	1152	539	46.79		246	193	61	8		387	114	2		371	130	4
454100 - Election Day Reporting	1152	273	23.70		88	98	58	0		147	92	0		136	104	0
454500 - Vote by Mail Reporting	930	457	49.14		193	187	46	2		330	88	1		301	121	1
454500 - Election Day Reporting	930	202	21.72		78	83	36	0		131	65	0		116	76	0
455000 - Vote by Mail Reporting	648	254	39.20		101	95	28	1		168	57	0		159	65	0
455000 - Election Day Reporting	648	188	29.01		67	75	39	0		100	77	0		105	71	0
455100 - Vote by Mail Reporting	866	376	43.42		175	119	48	2		249	94	0		245	100	0
455100 - Election Day Reporting	866	226	26.10		77	86	58	0		134	83	0		121	95	0
455300 - Vote by Mail Reporting	988	452	45.75		143	250	37	1		313	115	0		303	127	0
455300 - Election Day Reporting	988	257	26.01		56	153	43	0		155	91	0		147	99	0
455400 - Vote by Mail Reporting	1029	530	51.51		230	182	69	2		355	121	1		335	143	1
455400 - Election Day Reporting	1029	213	20.70		99	67	45	0		142	66	0		129	77	0
455500 - Vote by Mail Reporting	615	306	49.76		168	100	26	1		215	77	0		200	90	1
455500 - Election Day Reporting	615	164	26.67		101	34	25	1		109	49	1		93	65	0
455700 - Vote by Mail Reporting	543	316	58.20		162	105	28	1		216	80	0		216	81	0
455700 - Election Day Reporting	543	112	20.63		43	51	15	1		71	37	0		65	43	0
455900 - Vote by Mail Reporting	1772	782	44.13		362	300	78	2		552	181	1		554	183	1
455900 - Election Day Reporting	1772	474	26.75		195	163	97	0		285	160	0		263	185	0
456200 - Vote by Mail Reporting	1140	560	49.12		243	204	69	1		351	163	0		352	162	1
456200 - Election Day Reporting	1140	292	25.61		120	98	66	0		158	124	0		157	128	0
456500 - Vote by Mail Reporting	746	428	57.37		205	169	35	1		276	125	0		285	117	1
456500 - Election Day Reporting	746	203	27.21		84	79	36	1		121	75	0		120	79	0
456600 - Vote by Mail Reporting	1107	607	54.83		297	179	83	4		383	171	0		376	187	0

**ALAMEDA COUNTY Statement of Vote
GENERAL ELECTION**

CITY OF SAN LEANDRO													
	Registration	Ballots Cast	Turnout (%)	MEMBER, CITY COUNCIL, DIST. 2 - ED HERNANDEZ	BRYAN AZEVEDO	Under Vote	Over Vote	MEMBER, CITY COUNCIL, DIST. 4 - BENNY LEE	Under Vote	Over Vote	MEMBER, CITY COUNCIL, DIST. 6 - PETE BALLEW	Under Vote	Over Vote
456600 - Election Day Reporting	1107	244	22.04	124	74	40	0	142	94	0	138	98	1
456900 - Vote by Mail Reporting	694	411	59.22	191	150	48	0	281	107	0	282	110	0
456900 - Election Day Reporting	694	164	23.63	84	50	27	0	107	55	0	111	51	0
457100 - Vote by Mail Reporting	854	447	52.34	211	161	48	0	288	127	0	276	140	0
457100 - Election Day Reporting	854	233	27.28	111	81	35	1	149	75	0	149	77	1
457300 - Vote by Mail Reporting	984	521	52.95	230	196	59	0	345	135	0	343	140	0
457300 - Election Day Reporting	984	274	27.85	112	90	67	0	149	116	0	141	128	0
457400 - Vote by Mail Reporting	796	480	60.30	228	172	55	1	310	142	0	329	128	0
457400 - Election Day Reporting	796	209	26.26	94	65	43	0	118	82	0	117	82	0
457500 - Vote by Mail Reporting	1351	708	52.41	308	273	76	1	463	181	0	453	196	1
457500 - Election Day Reporting	1351	350	25.91	137	137	60	0	215	112	0	200	131	0
457700 - Vote by Mail Reporting	988	516	52.23	220	196	71	3	340	144	0	343	143	0
457700 - Election Day Reporting	988	265	26.82	96	93	62	1	137	114	0	146	107	0
457900 - Vote by Mail Reporting	885	425	48.02	216	144	46	0	292	107	0	290	114	1
457900 - Election Day Reporting	885	187	21.13	72	62	42	0	103	69	0	101	72	0
458200 - Vote by Mail Reporting	1134	517	45.59	224	202	47	2	353	113	1	341	123	1
458200 - Election Day Reporting	1134	349	30.78	142	104	70	0	195	121	0	185	131	0
458300 - Vote by Mail Reporting	1325	646	48.75	299	223	72	1	452	138	1	417	174	0
458300 - Election Day Reporting	1325	324	24.45	130	89	60	0	170	109	0	155	124	0
458500 - Vote by Mail Reporting	834	382	45.80	172	127	52	1	240	104	0	233	119	0
458500 - Election Day Reporting	834	181	21.70	85	55	37	1	119	57	0	124	56	0
458800 - Vote by Mail Reporting	1055	451	42.75	207	158	52	5	315	101	4	298	121	1
458800 - Election Day Reporting	1055	263	24.93	113	87	54	1	148	95	1	131	118	1
458900 - Vote by Mail Reporting	745	308	41.34	98	158	31	4	230	57	1	220	66	0
458900 - Election Day Reporting	745	180	24.16	61	87	8	0	103	52	0	100	53	0
9450920 - Vote by Mail Reporting	0	0	0.00	0	0	0	0	0	0	0	0	0	0
9450920 - Election Day Reporting	0	0	0.00	0	0	0	0	0	0	0	0	0	0
9450930 - Vote by Mail Reporting	2	1	50.00	1	0	0	0	1	0	0	1	0	0
9450930 - Election Day Reporting	2	0	0.00	0	0	0	0	0	0	0	0	0	0
9451500 - Vote by Mail Reporting	312	214	68.59	84	89	28	2	148	54	0	142	62	0
9451500 - Election Day Reporting	312	16	5.13	5	6	3	0	11	3	0	9	5	0
9452000 - Vote by Mail Reporting	1	0	0.00	0	0	0	0	0	0	0	0	0	0
9452000 - Election Day Reporting	1	0	0.00	0	0	0	0	0	0	0	0	0	0
9454220 - Vote by Mail Reporting	45	25	55.56	15	9	0	0	18	6	0	19	5	0
9454220 - Election Day Reporting	45	4	8.89	1	0	2	0	1	2	0	1	2	0
9454230 - Vote by Mail Reporting	0	0	0.00	0	0	0	0	0	0	0	0	0	0
9454230 - Election Day Reporting	0	0	0.00	0	0	0	0	0	0	0	0	0	0
9454600 - Vote by Mail Reporting	0	0	0.00	0	0	0	0	0	0	0	0	0	0
9454600 - Election Day Reporting	0	0	0.00	0	0	0	0	0	0	0	0	0	0
9454700 - Vote by Mail Reporting	374	253	67.65	98	95	41	0	167	64	0	159	72	0
9454700 - Election Day Reporting	374	17	4.55	0	5	7	0	3	9	0	4	8	0
9455010 - Vote by Mail Reporting	416	264	63.46	127	84	36	0	181	57	0	177	67	0
9455010 - Election Day Reporting	416	22	5.29	9	0	11	0	7	12	0	9	10	0
9455200 - Vote by Mail Reporting	309	212	68.61	72	97	30	0	139	56	0	139	57	0
9455200 - Election Day Reporting	309	13	4.21	3	3	3	0	7	2	0	5	4	0
9455410 - Vote by Mail Reporting	238	158	66.39	63	69	15	1	109	36	0	111	36	0
9455410 - Election Day Reporting	238	13	5.46	4	3	3	0	7	3	0	6	4	0
9456610 - Vote by Mail Reporting	0	0	0.00	0	0	0	0	0	0	0	0	0	0
9456610 - Election Day Reporting	0	0	0.00	0	0	0	0	0	0	0	0	0	0
Vote by Mail Reporting Totals	46302	22405	48.39	9821	8242	2803	82	15234	5433	21	14708	6092	24
Election Day Reporting Totals	46302	11021	23.80	4510	3778	2207	19	6545	3808	5	6159	4250	9
District Totals - Absentee													
District Grand Totals													
13th Congressional District	46302	33426	72.19	14331	12020	5010	101	21779	9241	26	20867	10342	33
9th State Senatorial District	42770	30921	72.30	13437	10896	4680	96	20131	8570	25	19292	9595	32

**ALAMEDA COUNTY Statement of Vote
GENERAL ELECTION**

CITY OF SAN LEANDRO																
	Registration	Ballots Cast	Turnout (%)		MEMBER, CITY COUNCIL, DIST. 2 - ED HERNANDEZ	BRYAN AZEVEDO	Under Vote	Over Vote		MEMBER, CITY COUNCIL, DIST. 4 - BENNY LEE	Under Vote	Over Vote		MEMBER, CITY COUNCIL, DIST. 6 - PETE BALLEW	Under Vote	Over Vote
10th State Senatorial District	3532	2505	70.92		894	1124	330	5		1648	671	1		1575	747	1
18th Assembly District	46302	33426	72.19		14331	12020	5010	101		21779	9241	26		20867	10342	33
2nd Dist, Board of Equalization	46302	33426	72.19		14331	12020	5010	101		21779	9241	26		20867	10342	33
3rd Supervisorial District	46302	33426	72.19		14331	12020	5010	101		21779	9241	26		20867	10342	33
ALAMEDA	46302	33426	72.19		14331	12020	5010	101		21779	9241	26		20867	10342	33
City of San Leandro	46302	33426	72.19		14331	12020	5010	101		21779	9241	26		20867	10342	33
Grand Totals	46302	33426	72.19		14331	12020	5010	101		21779	9241	26		20867	10342	33

**ALAMEDA COUNTY Statement of Vote
GENERAL ELECTION**

CITY OF SAN LEANDRO														
	Registration	Ballots Cast	Turnout (%)		MEASURE NN - CITY OF SAN YES	NO	Under Vote	Over Vote		MEASURE OO - CITY OF SAN YES	NO	Under Vote	Over Vote	
456600 - Election Day Reporting	1107	244	22.04		152	65	25	0		125	92	25	0	
456900 - Vote by Mail Reporting	694	411	59.22		274	109	19	2		223	158	23	0	
456900 - Election Day Reporting	694	164	23.63		114	36	13	0		97	51	14	1	
457100 - Vote by Mail Reporting	854	447	52.34		307	114	19	1		255	147	39	0	
457100 - Election Day Reporting	854	233	27.28		161	51	20	0		142	64	26	0	
457300 - Vote by Mail Reporting	984	521	52.95		376	104	29	1		327	143	39	1	
457300 - Election Day Reporting	984	274	27.85		173	57	45	0		159	67	49	0	
457400 - Vote by Mail Reporting	796	480	60.30		332	123	20	0		293	145	35	2	
457400 - Election Day Reporting	796	209	26.26		143	37	23	0		114	59	29	1	
457500 - Vote by Mail Reporting	1351	708	52.41		478	167	48	0		414	218	60	1	
457500 - Election Day Reporting	1351	350	25.91		224	85	40	0		190	110	49	0	
457700 - Vote by Mail Reporting	988	516	52.23		378	92	33	0		329	137	35	2	
457700 - Election Day Reporting	988	265	26.82		168	70	22	3		159	69	35	0	
457900 - Vote by Mail Reporting	885	425	48.02		297	92	27	3		264	123	31	1	
457900 - Election Day Reporting	885	187	21.13		114	40	32	1		91	56	40	0	
458200 - Vote by Mail Reporting	1134	517	45.59		362	110	26	2		323	146	31	0	
458200 - Election Day Reporting	1134	349	30.78		234	78	37	0		213	85	51	0	
458300 - Vote by Mail Reporting	1325	646	48.75		464	146	17	1		398	194	32	4	
458300 - Election Day Reporting	1325	324	24.45		210	74	37	0		179	92	49	1	
458500 - Vote by Mail Reporting	834	382	45.80		262	79	31	0		227	104	39	2	
458500 - Election Day Reporting	834	181	21.70		124	33	24	0		112	36	33	0	
458800 - Vote by Mail Reporting	1055	451	42.75		305	105	28	0		248	154	36	0	
458800 - Election Day Reporting	1055	263	24.93		156	69	38	0		134	87	41	1	
458900 - Vote by Mail Reporting	745	308	41.34		215	67	17	2		192	85	24	0	
458900 - Election Day Reporting	745	180	24.16		109	41	22	0		100	49	23	0	
9450920 - Vote by Mail Reporting	0	0	0.00		0	0	0	0		0	0	0	0	
9450920 - Election Day Reporting	0	0	0.00		0	0	0	0		0	0	0	0	
9450930 - Vote by Mail Reporting	2	1	50.00		0	1	0	0		0	1	0	0	
9450930 - Election Day Reporting	2	0	0.00		0	0	0	0		0	0	0	0	
9451500 - Vote by Mail Reporting	312	214	68.59		164	38	6	0		137	61	10	0	
9451500 - Election Day Reporting	312	16	5.13		8	5	3	0		8	5	3	0	
9452000 - Vote by Mail Reporting	1	0	0.00		0	0	0	0		0	0	0	0	
9452000 - Election Day Reporting	1	0	0.00		0	0	0	0		0	0	0	0	
9454220 - Vote by Mail Reporting	45	25	55.56		20	4	0	0		18	6	0	0	
9454220 - Election Day Reporting	45	4	8.89		2	0	2	0		2	0	2	0	
9454230 - Vote by Mail Reporting	0	0	0.00		0	0	0	0		0	0	0	0	
9454230 - Election Day Reporting	0	0	0.00		0	0	0	0		0	0	0	0	
9454600 - Vote by Mail Reporting	0	0	0.00		0	0	0	0		0	0	0	0	
9454600 - Election Day Reporting	0	0	0.00		0	0	0	0		0	0	0	0	
9454700 - Vote by Mail Reporting	374	253	67.65		167	63	21	0		152	70	29	0	
9454700 - Election Day Reporting	374	17	4.55		5	4	8	0		2	5	10	0	
9455010 - Vote by Mail Reporting	416	264	63.46		193	51	17	0		161	77	23	0	
9455010 - Election Day Reporting	416	22	5.29		10	2	10	0		9	4	9	0	
9455200 - Vote by Mail Reporting	309	212	68.61		142	50	11	1		124	61	18	1	
9455200 - Election Day Reporting	309	13	4.21		8	3	2	0		5	5	3	0	
9455410 - Vote by Mail Reporting	238	158	66.39		122	25	7	0		104	38	11	1	
9455410 - Election Day Reporting	238	13	5.46		9	1	3	0		8	2	3	0	
9456610 - Vote by Mail Reporting	0	0	0.00		0	0	0	0		0	0	0	0	
9456610 - Election Day Reporting	0	0	0.00		0	0	0	0		0	0	0	0	
Vote by Mail Reporting Totals	46302	22405	48.39		15567	5091	1218	37		13226	6943	1705	39	
Election Day Reporting Totals	46302	11021	23.80		7143	2385	1397	11		6137	3087	1697	15	
District Totals - Absentee														
District Grand Totals														
13th Congressional District	46302	33426	72.19		22710	7476	2615	48		19363	10030	3402	54	
9th State Senatorial District	42770	30921	72.30		21010	6932	2398	45		17888	9324	3121	52	

**ALAMEDA COUNTY Statement of Vote
GENERAL ELECTION**

CITY OF SAN LEANDRO														
	Registration	Ballots Cast	Turnout (%)		MEASURE NN - CITY OF SAN YES	NO	Under Vote	Over Vote		MEASURE OO - CITY OF SAN YES	NO	Under Vote	Over Vote	
450300 - Vote by Mail Reporting	1028	519	50.49		352	130	28	0		301	169	39	1	
450300 - Election Day Reporting	1028	210	20.43		137	52	23	0		119	60	32	1	
450400 - Vote by Mail Reporting	1718	809	47.09		551	193	45	1		440	279	71	0	
450400 - Election Day Reporting	1718	378	22.00		230	89	54	1		201	108	65	0	
450610 - Vote by Mail Reporting	944	479	50.74		358	90	16	1		315	114	35	1	
450610 - Election Day Reporting	944	214	22.67		135	47	28	0		106	70	34	0	
450800 - Vote by Mail Reporting	1064	530	49.81		378	114	29	0		310	174	37	0	
450800 - Election Day Reporting	1064	229	21.52		169	27	32	0		138	52	37	1	
451000 - Vote by Mail Reporting	1451	682	47.00		464	167	28	1		377	232	49	2	
451000 - Election Day Reporting	1451	362	24.95		233	96	33	0		195	125	42	0	
451510 - Vote by Mail Reporting	1352	579	42.83		415	110	37	1		325	188	50	0	
451510 - Election Day Reporting	1352	302	22.34		188	63	50	0		158	87	56	0	
451600 - Vote by Mail Reporting	1261	589	46.71		410	131	35	2		336	198	43	1	
451600 - Election Day Reporting	1261	306	24.27		180	79	45	0		145	99	60	0	
451700 - Vote by Mail Reporting	1031	456	44.23		313	112	26	1		262	159	31	0	
451700 - Election Day Reporting	1031	287	27.84		180	63	39	0		151	84	47	0	
452100 - Vote by Mail Reporting	1200	501	41.75		339	119	24	1		254	183	45	1	
452100 - Election Day Reporting	1200	324	27.00		211	76	38	0		171	100	53	1	
452200 - Vote by Mail Reporting	1714	912	53.21		651	193	42	1		561	267	58	1	
452200 - Election Day Reporting	1714	345	20.13		209	84	50	1		187	99	56	2	
452400 - Vote by Mail Reporting	1143	472	41.29		326	120	16	0		265	168	28	1	
452400 - Election Day Reporting	1143	312	27.30		219	66	28	0		187	96	30	0	
452500 - Vote by Mail Reporting	889	369	41.51		275	68	23	0		239	93	34	0	
452500 - Election Day Reporting	889	241	27.11		157	47	29	0		131	63	38	1	
453100 - Vote by Mail Reporting	1091	492	45.10		332	122	29	0		298	142	41	2	
453100 - Election Day Reporting	1091	318	29.15		201	74	36	0		168	99	44	0	
453300 - Vote by Mail Reporting	739	349	47.23		228	105	12	0		203	126	15	1	
453300 - Election Day Reporting	739	172	23.27		103	50	17	0		101	46	23	0	
453400 - Vote by Mail Reporting	1068	488	45.69		344	96	33	0		305	129	39	0	
453400 - Election Day Reporting	1068	249	23.31		168	39	34	0		155	46	40	0	
453500 - Vote by Mail Reporting	1417	601	42.41		421	139	26	4		362	187	40	1	
453500 - Election Day Reporting	1417	321	22.65		230	51	41	0		189	85	48	0	
453900 - Vote by Mail Reporting	1327	637	48.00		403	173	42	2		337	236	45	2	
453900 - Election Day Reporting	1327	296	22.31		175	85	35	1		154	103	38	1	
453920 - Vote by Mail Reporting	987	395	40.02		281	77	32	0		247	102	40	1	
453920 - Election Day Reporting	987	243	24.62		161	31	43	0		146	41	48	0	
454100 - Vote by Mail Reporting	1152	539	46.79		381	108	33	1		318	154	49	0	
454100 - Election Day Reporting	1152	273	23.70		171	48	40	1		145	66	48	1	
454500 - Vote by Mail Reporting	930	457	49.14		317	102	30	1		273	135	42	0	
454500 - Election Day Reporting	930	202	21.72		132	42	28	0		117	56	29	0	
455000 - Vote by Mail Reporting	648	254	39.20		146	73	20	0		145	68	26	0	
455000 - Election Day Reporting	648	188	29.01		134	25	29	0		117	39	32	0	
455100 - Vote by Mail Reporting	866	376	43.42		275	75	19	0		242	100	25	2	
455100 - Election Day Reporting	866	226	26.10		154	39	33	0		143	42	41	0	
455300 - Vote by Mail Reporting	988	452	45.75		321	100	24	1		269	145	32	0	
455300 - Election Day Reporting	988	257	26.01		175	52	32	0		139	76	44	0	
455400 - Vote by Mail Reporting	1029	530	51.51		350	126	36	1		299	161	52	1	
455400 - Election Day Reporting	1029	213	20.70		146	38	28	1		127	52	34	0	
455500 - Vote by Mail Reporting	615	306	49.76		194	95	15	0		168	116	19	1	
455500 - Election Day Reporting	615	164	26.67		106	42	16	0		82	59	23	0	
455700 - Vote by Mail Reporting	543	316	58.20		210	81	22	0		190	96	27	0	
455700 - Election Day Reporting	543	112	20.63		74	27	11	0		71	28	13	0	
455900 - Vote by Mail Reporting	1772	782	44.13		604	139	29	1		506	220	45	2	
455900 - Election Day Reporting	1772	474	26.75		308	101	61	1		269	126	76	0	
456200 - Vote by Mail Reporting	1140	560	49.12		355	149	35	3		295	191	55	1	
456200 - Election Day Reporting	1140	292	25.61		189	62	40	1		158	82	50	2	
456500 - Vote by Mail Reporting	746	428	57.37		309	95	16	0		246	148	26	0	
456500 - Election Day Reporting	746	203	27.21		144	39	18	0		118	60	22	1	
456600 - Vote by Mail Reporting	1107	607	54.83		406	151	40	1		349	195	52	2	

**ALAMEDA COUNTY Statement of Vote
GENERAL ELECTION**

CITY OF SAN LEANDRO															
	Registration	Ballots Cast	Turnout (%)		MEASURE NN - CITY OF SAN YES	NO	Under Vote	Over Vote		MEASURE OO - CITY OF SAN YES	NO	Under Vote	Over Vote		
10th State Senatorial District	3532	2505	70.92		1700	544	217	3		1475	706	281	2		
18th Assembly District	46302	33426	72.19		22710	7476	2615	48		19363	10030	3402	54		
2nd Dist, Board of Equalization	46302	33426	72.19		22710	7476	2615	48		19363	10030	3402	54		
3rd Supervisorial District	46302	33426	72.19		22710	7476	2615	48		19363	10030	3402	54		
ALAMEDA	46302	33426	72.19		22710	7476	2615	48		19363	10030	3402	54		
City of San Leandro	46302	33426	72.19		22710	7476	2615	48		19363	10030	3402	54		
Grand Totals	46302	33426	72.19		22710	7476	2615	48		19363	10030	3402	54		

**ALAMEDA COUNTY Statement of Vote
GENERAL ELECTION**

NON-PARTISAN MEASURE PP - CITY OF SAN LEANDRO														
	Registration	Ballots Cast	Turnout (%)		MEASURE PP - CITY OF SAN YES	NO	Under Vote	Over Vote						
450300 - Vote by Mail Reporting	1028	519	50.49		327	155	28	0						
450300 - Election Day Reporting	1028	210	20.43		123	57	32	0						
450400 - Vote by Mail Reporting	1718	809	47.09		496	237	57	0						
450400 - Election Day Reporting	1718	378	22.00		214	99	61	0						
450610 - Vote by Mail Reporting	944	479	50.74		335	104	26	0						
450610 - Election Day Reporting	944	214	22.67		109	62	39	0						
450800 - Vote by Mail Reporting	1064	530	49.81		328	162	31	0						
450800 - Election Day Reporting	1064	229	21.52		147	46	35	0						
451000 - Vote by Mail Reporting	1451	682	47.00		398	224	37	1						
451000 - Election Day Reporting	1451	362	24.95		218	105	39	0						
451510 - Vote by Mail Reporting	1352	579	42.83		372	148	43	0						
451510 - Election Day Reporting	1352	302	22.34		175	74	52	0						
451600 - Vote by Mail Reporting	1261	589	46.71		370	166	42	0						
451600 - Election Day Reporting	1261	306	24.27		147	100	57	0						
451700 - Vote by Mail Reporting	1031	456	44.23		280	143	28	1						
451700 - Election Day Reporting	1031	287	27.84		175	65	42	0						
452100 - Vote by Mail Reporting	1200	501	41.75		298	151	34	0						
452100 - Election Day Reporting	1200	324	27.00		174	100	51	0						
452200 - Vote by Mail Reporting	1714	912	53.21		589	251	47	0						
452200 - Election Day Reporting	1714	345	20.13		191	97	56	0						
452400 - Vote by Mail Reporting	1143	472	41.29		290	142	30	0						
452400 - Election Day Reporting	1143	312	27.30		203	83	27	0						
452500 - Vote by Mail Reporting	889	369	41.51		253	83	30	0						
452500 - Election Day Reporting	889	241	27.11		140	56	37	0						
453100 - Vote by Mail Reporting	1091	492	45.10		304	144	35	0						
453100 - Election Day Reporting	1091	318	29.15		178	89	44	0						
453300 - Vote by Mail Reporting	739	349	47.23		220	113	12	0						
453300 - Election Day Reporting	739	172	23.27		107	41	22	0						
453400 - Vote by Mail Reporting	1068	488	45.69		319	117	37	0						
453400 - Election Day Reporting	1068	249	23.31		159	42	40	0						
453500 - Vote by Mail Reporting	1417	601	42.41		382	172	36	0						
453500 - Election Day Reporting	1417	321	22.65		200	77	45	0						
453900 - Vote by Mail Reporting	1327	637	48.00		367	208	45	0						
453900 - Election Day Reporting	1327	296	22.31		156	100	40	0						
453920 - Vote by Mail Reporting	987	395	40.02		261	96	33	0						
453920 - Election Day Reporting	987	243	24.62		147	38	50	0						
454100 - Vote by Mail Reporting	1152	539	46.79		343	134	44	0						
454100 - Election Day Reporting	1152	273	23.70		156	56	48	0						
454500 - Vote by Mail Reporting	930	457	49.14		282	128	40	0						
454500 - Election Day Reporting	930	202	21.72		125	46	31	0						
455000 - Vote by Mail Reporting	648	254	39.20		149	66	24	0						
455000 - Election Day Reporting	648	188	29.01		117	36	35	0						
455100 - Vote by Mail Reporting	866	376	43.42		251	91	27	0						
455100 - Election Day Reporting	866	226	26.10		142	43	41	0						
455300 - Vote by Mail Reporting	988	452	45.75		274	147	25	0						
455300 - Election Day Reporting	988	257	26.01		151	68	40	0						
455400 - Vote by Mail Reporting	1029	530	51.51		319	150	44	0						
455400 - Election Day Reporting	1029	213	20.70		139	40	34	0						
455500 - Vote by Mail Reporting	615	306	49.76		180	104	20	0						
455500 - Election Day Reporting	615	164	26.67		85	58	21	0						
455700 - Vote by Mail Reporting	543	316	58.20		190	101	22	0						
455700 - Election Day Reporting	543	112	20.63		66	36	10	0						
455900 - Vote by Mail Reporting	1772	782	44.13		548	185	40	0						
455900 - Election Day Reporting	1772	474	26.75		300	101	70	0						
456200 - Vote by Mail Reporting	1140	560	49.12		323	179	40	0						
456200 - Election Day Reporting	1140	292	25.61		177	68	47	0						
456500 - Vote by Mail Reporting	746	428	57.37		262	140	18	0						
456500 - Election Day Reporting	746	203	27.21		122	55	24	0						
456600 - Vote by Mail Reporting	1107	607	54.83		347	204	47	0						

**ALAMEDA COUNTY Statement of Vote
GENERAL ELECTION**

NON-PARTISAN MEASURE PP - CITY OF SAN LEANDRO													
	Registration	Ballots Cast	Turnout (%)		MEASURE PP - CITY OF SAN YES	NO	Under Vote	Over Vote					
456600 - Election Day Reporting	1107	244	22.04		132	80	30	0					
456900 - Vote by Mail Reporting	694	411	59.22		231	154	19	0					
456900 - Election Day Reporting	694	164	23.63		96	50	17	0					
457100 - Vote by Mail Reporting	854	447	52.34		279	134	28	0					
457100 - Election Day Reporting	854	233	27.28		141	65	26	0					
457300 - Vote by Mail Reporting	984	521	52.95		328	141	40	1					
457300 - Election Day Reporting	984	274	27.85		157	68	50	0					
457400 - Vote by Mail Reporting	796	480	60.30		307	133	35	0					
457400 - Election Day Reporting	796	209	26.26		124	52	27	0					
457500 - Vote by Mail Reporting	1351	708	52.41		421	217	55	0					
457500 - Election Day Reporting	1351	350	25.91		205	96	48	0					
457700 - Vote by Mail Reporting	988	516	52.23		335	134	34	0					
457700 - Election Day Reporting	988	265	26.82		162	77	24	0					
457900 - Vote by Mail Reporting	885	425	48.02		285	103	31	0					
457900 - Election Day Reporting	885	187	21.13		99	49	39	0					
458200 - Vote by Mail Reporting	1134	517	45.59		317	152	31	0					
458200 - Election Day Reporting	1134	349	30.78		213	90	46	0					
458300 - Vote by Mail Reporting	1325	646	48.75		415	187	25	1					
458300 - Election Day Reporting	1325	324	24.45		185	85	51	0					
458500 - Vote by Mail Reporting	834	382	45.80		231	106	35	0					
458500 - Election Day Reporting	834	181	21.70		103	45	33	0					
458800 - Vote by Mail Reporting	1055	451	42.75		268	139	31	0					
458800 - Election Day Reporting	1055	263	24.93		133	81	49	0					
458900 - Vote by Mail Reporting	745	308	41.34		205	75	20	1					
458900 - Election Day Reporting	745	180	24.16		107	43	22	0					
9450920 - Vote by Mail Reporting	0	0	0.00		0	0	0	0					
9450920 - Election Day Reporting	0	0	0.00		0	0	0	0					
9450930 - Vote by Mail Reporting	2	1	50.00		0	1	0	0					
9450930 - Election Day Reporting	2	0	0.00		0	0	0	0					
9451500 - Vote by Mail Reporting	312	214	68.59		158	43	7	0					
9451500 - Election Day Reporting	312	16	5.13		8	4	4	0					
9452000 - Vote by Mail Reporting	1	0	0.00		0	0	0	0					
9452000 - Election Day Reporting	1	0	0.00		0	0	0	0					
9454220 - Vote by Mail Reporting	45	25	55.56		19	5	0	0					
9454220 - Election Day Reporting	45	4	8.89		1	1	2	0					
9454230 - Vote by Mail Reporting	0	0	0.00		0	0	0	0					
9454230 - Election Day Reporting	0	0	0.00		0	0	0	0					
9454600 - Vote by Mail Reporting	0	0	0.00		0	0	0	0					
9454600 - Election Day Reporting	0	0	0.00		0	0	0	0					
9454700 - Vote by Mail Reporting	374	253	67.65		149	74	28	0					
9454700 - Election Day Reporting	374	17	4.55		7	1	9	0					
9455010 - Vote by Mail Reporting	416	264	63.46		163	76	22	0					
9455010 - Election Day Reporting	416	22	5.29		10	1	11	0					
9455200 - Vote by Mail Reporting	309	212	68.61		137	54	13	0					
9455200 - Election Day Reporting	309	13	4.21		7	2	4	0					
9455410 - Vote by Mail Reporting	238	158	66.39		116	28	10	0					
9455410 - Election Day Reporting	238	13	5.46		9	0	4	0					
9456610 - Vote by Mail Reporting	0	0	0.00		0	0	0	0					
9456610 - Election Day Reporting	0	0	0.00		0	0	0	0					
Vote by Mail Reporting Totals	46302	22405	48.39		14021	6401	1486	5					
Election Day Reporting Totals	46302	11021	23.80		6442	2828	1666	0					
District Totals - Absentee													
District Grand Totals													
13th Congressional District	46302	33426	72.19		20463	9229	3152	5					
9th State Senatorial District	42770	30921	72.30		18920	8573	2887	5					

**ALAMEDA COUNTY Statement of Vote
GENERAL ELECTION**

NON-PARTISAN MEASURE PP - CITY OF SAN LEANDRO															
	Registration	Ballots Cast	Turnout (%)		MEASURE PP - CITY OF SAN YES	NO	Under Vote	Over Vote							
10th State Senatorial District	3532	2505	70.92		1543	656	265	0							
18th Assembly District	46302	33426	72.19		20463	9229	3152	5							
2nd Dist, Board of Equalization	46302	33426	72.19		20463	9229	3152	5							
3rd Supervisorial District	46302	33426	72.19		20463	9229	3152	5							
ALAMEDA	46302	33426	72.19		20463	9229	3152	5							
City of San Leandro	46302	33426	72.19		20463	9229	3152	5							
Grand Totals	46302	33426	72.19		20463	9229	3152	5							